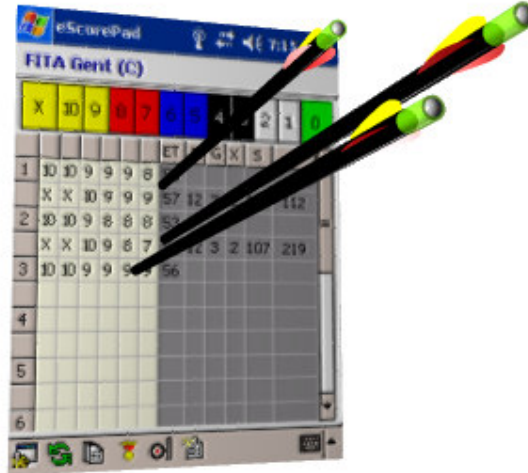


# eScorePad User guide

eScorePad the Pocket PC scoring program for target archery.



## **Index**

Index .....	2
eScorePad features .....	3
Pocket PC part.....	4
License Page .....	4
Round Selection Page.....	4
Tool bar.....	4
Defining a custom round .....	5
Multi Archer Page .....	6
Add Personal Best Page.....	7
Setup Page.....	7
Default Bow .....	7
Save Score.....	8
Display Score .....	8
Save Arrow Scores .....	8
Show Sight Marks .....	8
Only Add up at the end of a Dozen .....	8
Governing Body Selection.....	8
License .....	8
Save Arrow Scores .....	8
Tool bar.....	8
Sight Marks Page .....	9
Scoring Page .....	9
Tool bar.....	10
End of Round Page.....	10
Score History Page .....	10
Personal Best Page .....	10
PC Part.....	11
Menu Bar .....	11
Handicap.....	11
Tool Bar.....	11
Navigation Bar .....	12
Main Screen .....	12
Scores Screen .....	12
Personal Bests Screen.....	13
Sight Marks Screen.....	13
Arrow Scores Screen.....	13
Rounds.....	14
Outdoor .....	14
Indoor.....	18
Acknowledgments.....	18
Disclaimer.....	19

## **eScorePad features**

- **Compound bow scoring**
- **Recurve / Longbow / Barebow scoring**
- **Maintains a record of which rounds you shot, when you shot them & the total score attained.**
- **Archery rounds from many national and international governing bodies worldwide –**
  - **Australia**
  - **New Zealand**
  - **Canada**
  - **FITA**
  - **GNAS (United Kingdom)**
  - **USA**
  - **User Defined Rounds**
- **Easy round selection, summarising Distance, Number of arrows & size of target face.**
- **Multi archer scoring if licensed**
- **Simple “one-touch” arrow scoring**
- **End totals**
  - **Hits**
  - **Golds**
  - **Xs**
  - **Score**
- **Running total**
- **Displays a prompt to move the targets at the end of each distance.**
- **Maintains a record of sight marks, and displays the required setting when the distance changes.**
- **Ability to change to a different round during the shoot.**
- **Summary of totals at the end of the round including Hits, Golds & Score**
- **Ability to add a comment for each round shot**
- **Display of your scoring history.**
- **PC program to allow backup and printing of scores, Personal Bests and Sight Marks.**

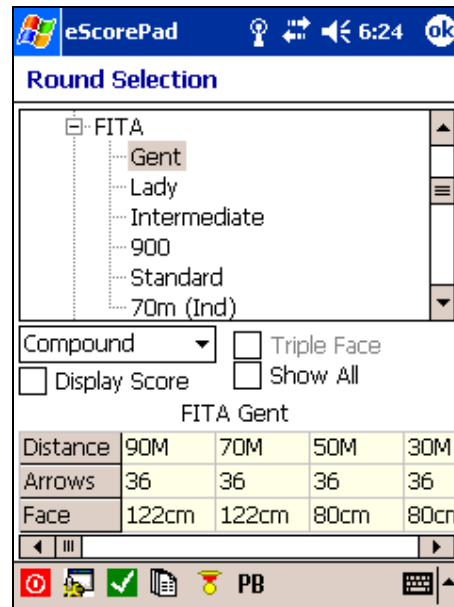
## Pocket PC part

### **License Page**

This page is the license code entry screen

### **Round Selection Page**

This page allows you to select the round you want to score.



You can use the settings on this page to override the default settings.

- Bow Type
- Triple Face (Greyed-out when not applicable)
- Display score (See Settings page)
- Show all - If required, all rounds can be presented for selection

This window displays the possible rounds for the default governing body. (or all rounds if the “Show All” box is selected)

Rounds are grouped under “Indoor” & “Outdoor” categories.

Rounds are further grouped where a round has several variants. EG. National.

NB If you want to shoot a plain National (Not “New” “Long” “Short” etc) Select the entry “National”

When a round is highlighted, the distances, number of arrows and face size is presented as a reminder.

To proceed to the scoring page, either select the green tick (bottom of the screen) or tap “OK” (Top of the screen)

### **Tool bar**

 Exit Button.



This will take you to the setup page.



This selects the current round and will take you to the scoring page.



This will take you to the score history page.



This will take you to the personal best page.



This will take you to the add personal best page for the current round and bow type.

### ***Defining a custom round***

Once you have selected the Custom Indoor or Custom Outdoor round the “Define Custom round” button will be displayed. Press this and the Custom Round Builder screen will be displayed.

The screenshot shows the 'Custom Round Builder' interface. At the top, there are checkboxes for 'Meters' (checked) and '6 Arrow Ends' (checked). Below these are dropdown menus for distance (55M), target face size (122 cm), and number of arrows (18(3 Ends)). There are also buttons for 'Add', 'Delete', and 'Clear'. A table displays the current configuration:

Distance	Face Size	Arrows
90M	122 cm	18(3 Ends)
60M	122 cm	18(3 Ends)

At the bottom, there are 'Cancel' and 'OK' buttons.

Select the Meters box for distances in meter or deselected for distances in Yards. Deselect the 6 Arrow ends box for 5 Arrow ends.

Starting with your longest distance select the distance, number of ends at that distance, Target face size and Target face type. Once the target face type is selected then it can not be changed. Note if you select 10 Zone no X only the inner ten will be used as a ten for compounds.

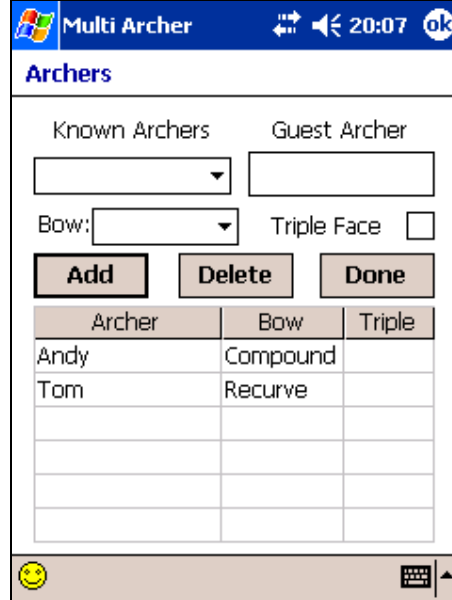
Press the add button to add this distance. Repeat for each distance changing the number of arrows and target face size as required.

The Delete button deletes the last added distance and the clear button allows you to start again.

Selecting either the face size or number of arrows in list of distances will allow you to change them.

## Multi Archer Page

The multi archer page will appear after selecting your round.



The screenshot shows a PDA screen titled "Multi Archer" with a status bar at the top displaying the time "20:07" and an "ok" button. The main screen is titled "Archers" and contains the following elements:

- Two input fields: "Known Archers" (a dropdown menu) and "Guest Archer" (a text box).
- A "Bow:" dropdown menu and a "Triple Face" checkbox.
- Three buttons: "Add", "Delete", and "Done".
- A table with three columns: "Archer", "Bow", and "Triple".

Archer	Bow	Triple
Andy	Compound	
Tom	Recurve	

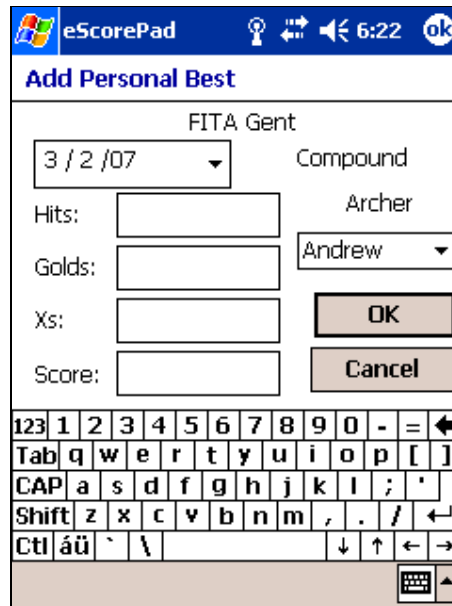
At the bottom of the screen, there is a toolbar with a smiley face icon, a keyboard icon, and an arrow icon.

Select either a known archer or enter a name into the guest archer box, select the correct bow type then the add button to add an archer. To remove an archer, select the archer from the list and press the delete button. When all archers have been added select the "Done" button.

Known archers are archers for whom the PDA will keep scores and PB. Guest will only be for this shoot. To add a new archer to the known archers list use the PC program and the "Archer Info" menu item or select the 😊 from the toolbar

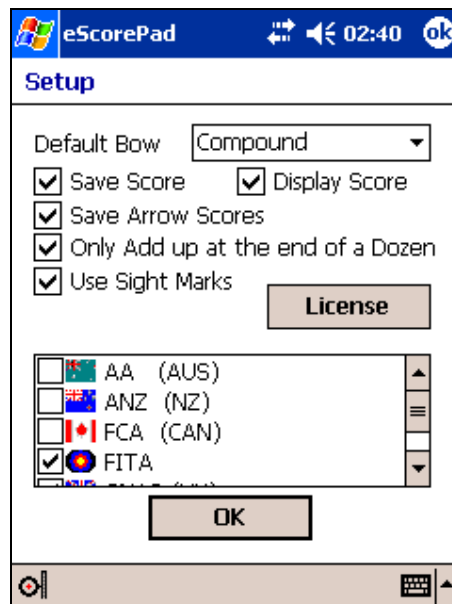
## Add Personal Best Page

This page allows you to enter your personal best for the selected round.



The following information can be entered for your personal bests: Date, Hits, Golds, Xs and Score. If no values are entered for Hits, Golds or Xs a zero is stored.

## Setup Page



### Default Bow

Select the type of bow to use as default. This can be overridden on a round by round basis, see the round selection page.

### **Save Score**

Select this tick box if you want eScorePad to keep a summary of your scores. eScorePad records the date, round & total score.

### **Display Score**

eScorePad can either show the colour fields alone, or show the colour fields with the points score superimposed.

### **Save Arrow Scores**

Select this tick box if you want eScorePad to keep each arrow score. This will take up more memory on your PDA.

### **Show Sight Marks**

Select this tick box if you want eScorePad tell you what to change your sight to when the distance changes.

### **Only Add up at the end of a Dozen**

Select this tick box if you want eScorePad to only add up at the end of a dozen.

### **Governing Body Selection**

Choose which governing body (or bodies) rounds you wish to shoot, hiding others. This makes round selection much easier.

### **License**

This allows you to view your license code.

### **Save Arrow Scores**

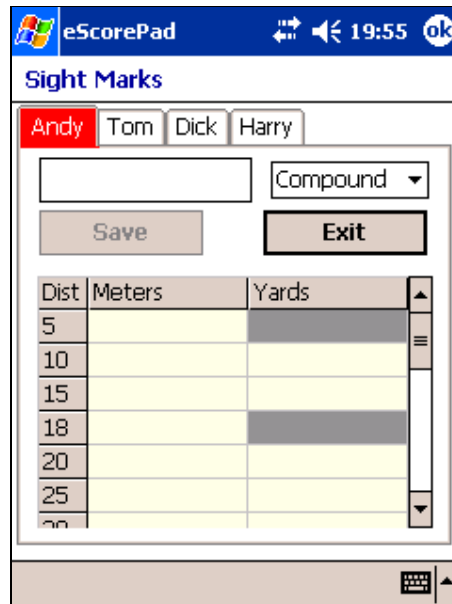
Select this tick box if you want eScorePad to save each individual arrow score. Note this will use more memory on the PDA.

### **Tool bar**



This will take you to the sight mark page

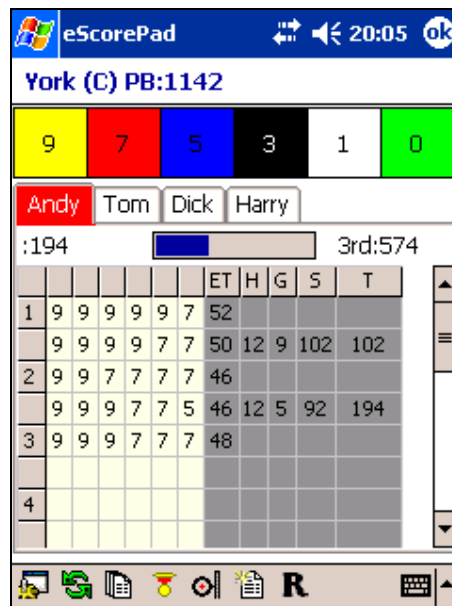
## Sight Marks Page



Tap this icon and enter your sight marks for both metric and imperial distances. Highlight the field you wish to enter, and then enter the text for your sight mark. The appropriate information will be displayed when the distance changes, reminding you to adjust your sight.

## Scoring Page

This page allows you to enter the individual arrow scores.




At the top of this screen, eScorePad presents the scoring zones for the selected round.

Ensure you have selected the correct archer before adding or editing their scores.

Simply tap the individual arrow scores & eScorePad records each score & calculates the totals.

If you make a mistake, tap the incorrect score & then tap the correct score value.

Continue scoring until the end of the round, and eScorePad presents the number of Hits, Golds & total score.

While you are shooting, you may decide to shoot a different round to the one you started. EG. You begin a National (4 dozen + 2 dozen) and then decide to continue shooting to a Western (4 dozen + 4 dozen). (Of course, if you begin a Western & it starts to rain, you can change to a National) eScorePad allows you to change. Simply tap the double-arrow  icon on the bottom of the screen & return to the round selection page. Select the new round & tap OK (or the green tick). You are returned to the scoring screen with your previous scores still present. Carry on!

### **Tool bar**



This will take you to the setup page.



This will allow you to change the round you are currently shooting.



This will take you to the score history page.



This will take you to the personal best page.



This will take you to the sight mark page.



This will stop the current round and allow you to start a new round.




This will retire the currently selected archer

### ***End of Round Page***

This page will be show when all archers have finished shooting. This page shows the scores and the previous personal bests. I you have shot new personal best it will be highlighted in red. There is also a comments box, to use this select the archer who wants to add a comment then enter the comment.

### ***Score History Page***

If selected on the settings page, eScorePad keeps a summary of your scores. Personal bests are highlighted in red and selecting any score will display the details at the bottom of the page. Selecting any score will display the score details (Hits, Golds, Xs and total). Selecting the  button will display the arrow scores for that round.

### ***Personal Best Page***

If save score is selected on the settings page, eScorePad keeps a summary of your personal best scores. Selecting any score will display the details at the bottom of the page. Selecting any score will display the score details (Hits, Golds, Xs and total).

## **PC Part**

### ***Menu Bar***

There are five main menu items **File, Options, Handicap, Score Graph, Key** and **Info**

### **The file menu**

This contains the Read From PDA and Write To PDA which allow you to read the Scores, Sight Marks or all information from the PDA. When writing to the PDA only scores in the selected date range will be written. Your Personal Bests will always be updated regardless of the date range specified. Also on this menu is the Archer Information, which will allow you to Add, Modify or Delete Archer, which will remove all the scores and sight marks for an archer from the database. Note: you will be unable to read and write score to and from the PDA if you are not registered.

NOTE: The reading and writing of scores, PB and sight marks will not work on unregistered systems.

### **The Options menu**

This currently has three entries "Write Arrow Scores", "Add Score" and "Delete Scores". Having "Write Arrow Scores" selected will save the arrow scores for a round if available when written back to the PDA. If it is not selected only the total scores will be added. Having the option unselected will save memory on your PDA when writing the scores back from the PC. "Add scores" enables you to add scores not entered on your PDA. "Delete Scores" gives you a method of deleting any test rounds you entered to try eScorePad. Once you have deleted the round you will need to use the Write to PDA to remove them from the PDA memory. This is not intended as a method to delete actual scores from the system but just a way to remove test data.

### **Handicap**

Select what Handicap system to use:

- Percent
- GNAS (Classification only)
- AA (Australian Archery)

### **Scores Graph**

Use this menu to change what bow types and shoot types are shown on the graphs

### **Key**

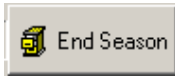
This menu shows the colour key for the scores and personal bests.

### **Info**

This displays an about box with version information.

### **Tool Bar**

This contains information about the currently displayed scores and action buttons.



This is used to indicate the end of the season. Currently used for calculating Season Bests.



This button prints the current view.



This button will display the list of scores.



This button displays a graph of the percentage of maximum scores. The actual score and round information can be selecting the appropriate point on the graph.

Archers Name – The name of the archer to be displayed. This is read from the PDA.

Start Date – The start date of the scores to be displayed.

End Date – The end date of the scores to be displayed.

All Dates – This resets the start and end date to show all stored scores.

### **Navigation Bar**


The Navigation bar lets you select what you are viewing:



### ***Main Screen***

#### **Scores Screen**

This page shows scores for the selected archer. You can either show the actual score or a graph on the percentage of the maximum score for each round. Pressing the print button will print the current view.

If there is a  against any score then arrow scores available for this selecting it will display the Arrow Scores screen.

### **Personal Bests Screen**

This page shows Personal Bests for the selected archer. Pressing the Print button will print the selected Archers Personal Bests.

### **Sight Marks Screen**

This page shows Sight Marks for the selected archer. You can change the value stored by selecting the sight mark to change. Note: You must download these to your PDA to enable them to be displayed when changing distances. Pressing the Print button will print the selected archers Sight Marks.

### **Arrow Scores Screen**

This screen shows the arrow scores for the selected round and some analysis of the scores for each distance. Pressing Print will print the Arrow scores and analysis.

## Rounds

### *Outdoor*

Name	Distance	Number of arrows	Face Size	Organisations that use this round
Adelaide	60M, 50M, 40M, 30M	30, 30, 30, 30	122, 122, 80, 80	AA(AUS)
Short Adelaide	50M, 40M, 30M, 20M	30, 30, 30, 30	122, 122, 80, 80	AA(AUS)
Junior Adelaide	40M, 30M, 20M, 10M	30, 30, 30, 30	122, 122, 80, 80	AA(AUS)
Albion	80Y, 60Y, 50Y	36, 36, 36	122, 122, 122	GNAS(UK), AA(AUS), ANZ(NZ)
American	60Y, 50Y, 40Y	30, 30, 30	122, 122, 122	GNAS(UK), AA(AUS), ANZ(NZ), USA
Long American	80Y, 70Y, 60Y	30, 30, 30	122, 122, 122	AA(AUS)
Short American	50Y, 40Y, 30Y	30, 30, 30	122, 122, 122	AA(AUS)
Junior American	50Y, 40Y, 30Y	30, 30, 30	122, 122, 122	ANZ(NZ), USA
Cadet American	40Y, 30Y, 20Y	30, 30, 30	122, 122, 122	USA
Australian	80Y, 60Y, 40Y	60, 30, 30	122, 122, 122	AA(AUS)
Short Australian	60Y, 50Y, 30Y	60, 30, 30	122, 122, 122	AA(AUS)
Junior Australian	40Y, 30Y, 20Y	30, 30, 30	122, 122, 122	AA(AUS)
Brisbane	70M, 60M, 50M, 40M	30, 30, 30, 30	122, 122, 80, 80	AA(AUS)
Long Brisbane	90M, 70M, 60M, 50M	30, 30, 30, 30	122, 122, 80, 80	AA(AUS)
Short Brisbane	60M, 50M, 40M, 30M	30, 30, 30, 30	122, 122, 80, 80	AA(AUS)
Junior Brisbane	50M, 40M, 30M, 20M	30, 30, 30, 30	122, 122, 80, 80	AA(AUS)
Bristol I	80Y, 60Y, 50Y	72, 48, 24	122, 122, 122	GNAS(UK)
Bristol II	60Y, 50Y, 40Y	72, 48, 24	122, 122, 122	GNAS(UK)
Bristol III	50Y, 40Y, 30Y	72, 48, 24	122, 122, 122	GNAS(UK)
Bristol IV	40Y, 30Y, 20Y	72, 48, 24	122, 122, 122	GNAS(UK)
Bristol V	20Y, 15Y, 10Y	72, 48, 24	122, 122, 122	GNAS(UK)
Burton	60Y, 50Y, 40Y	30, 30, 30	122, 122, 122	ANZ(NZ)
Short Burton	50Y, 40Y, 30Y	30, 30, 30	122, 122, 122	ANZ(NZ)
Canadian 1200	70M, 60M, 50M, 40M	30, 30, 30, 30	122, 122, 122, 122	ANZ(NZ), FCA(CAN)
Short Canadian 1200	60M, 50M, 40M, 30M	30, 30, 30, 30	122, 122, 122, 122	ANZ(NZ), FCA(CAN)
Canadian 900	55M, 45M, 35M	30, 30, 30	122, 122, 122	ANZ(NZ), FCA(CAN)
Short Canadian 900	45M, 35M, 25M	30, 30, 30	122, 122, 122	ANZ(NZ), FCA(CAN)
Camberra	60M, 50M, 40M	30, 30, 30	122, 122, 122	AA(AUS)
Short Camberra	50M, 40M, 30M	30, 30, 30	122, 122, 122	AA(AUS)
Junior Camberra	40M, 30M, 20M	30, 30, 30	122, 122, 122	AA(AUS)
Chester	60Y, 50Y, 40Y	48, 48, 48	122, 122, 122	GNAS(UK)
New Chester	100Y, 80Y, 60Y	48, 48, 48	122, 122, 122	GNAS(UK)
Long Chester	80Y, 60Y, 50Y	48, 48, 48	122, 122, 122	GNAS(UK)
Short Chester	50Y, 40Y, 30Y	48, 48, 48	122, 122, 122	GNAS(UK)
Junior Chester	40Y, 30Y, 20Y	48, 48, 48	122, 122, 122	GNAS(UK)
Short Junior Chester	30Y, 20Y, 10Y	48, 48, 48	122, 122, 122	GNAS(UK)

Cleveland	60Y, 50Y, 40Y, 30Y	48, 48, 24, 24	122, 122, 122, 122	AA(AUS)
Collegiate Metric 600	50M, 40M, 30M	20, 20, 20	122, 122, 122	USA
Collegiate Modified Boys	50M, 40M, 30M	20, 20, 20	122, 122, 80	USA
Collegiate Modified Girls	40M, 30M, 20M	20, 20, 20	122, 122, 80	USA
720 Collegiate	50M, 40M, 30M	24, 24, 24	122, 122, 80	USA
Columbia	50Y, 40Y, 30Y	24, 24, 24	122, 122, 122	AA(AUS), ANZ(NZ), USA
Junior Columbia	40Y, 30Y, 20Y	24, 24, 24	122, 122, 122	AA(AUS), USA
Darwin	40M	90	122	AA(AUS)
Drake	30M	90	80	AA(AUS)
Short Drake	20M	90	80	AA(AUS)
Junior Drake	10M	90	80	AA(AUS)
FITA Gent	90M, 70M, 50M, 30M	36, 36, 36, 36	122, 122, 80, 80	FITA
FITA Lady	70M, 60M, 50M, 30M	36, 36, 36, 36	122, 122, 80, 80	FITA
FITA Intermediate	55M, 45M, 35M, 25M	36, 36, 36, 36	122, 122, 80, 80	FITA
FITA 900	40M, 50M, 60M	30, 30, 30	122, 122, 122	FITA
FITA Standard	50M, 30M	36, 36	122, 122	FITA
FITA 70m (Ind)	70M	72	122	FITA
Fremantle	60M, 50M, 40M, 30M	36, 36, 36, 36	122, 122, 80, 80	AA(AUS), ANZ(NZ)
Short Fremantle	50M, 40M, 30M, 20M	36, 36, 36, 36	122, 122, 80, 80	AA(AUS)
Junior Fremantle	40M, 30M, 20M, 10M	36, 36, 36, 36	122, 122, 80, 80	AA(AUS)
Geelong	30M	90	122	AA(AUS)
Grange	80Y	90	122	AA(AUS)
Half FITA Gent	90M, 70M, 50M, 30M	18, 18, 18, 18	122, 122, 80, 80	FITA
Half FITA Lady	70M, 60M, 50M, 30M	18, 18, 18, 18	122, 122, 80, 80	FITA
Half Metric I	70M, 60M, 50M, 30M	18, 18, 18, 18	122, 122, 80, 80	GNAS(UK)
Half Metric II	60M, 50M, 40M, 30M	18, 18, 18, 18	122, 122, 80, 80	GNAS(UK)
Half Metric III	50M, 40M, 30M, 20M	18, 18, 18, 18	122, 122, 80, 80	GNAS(UK)
Half Metric IV	40M, 30M, 20M, 10M	18, 18, 18, 18	122, 122, 80, 80	GNAS(UK)
Half Metric V	30M, 20M, 15M, 10M	18, 18, 18, 18	122, 122, 80, 80	GNAS(UK)
Hereford	80Y, 60Y, 50Y	72, 48, 24	122, 122, 122	GNAS(UK), AA(AUS), ANZ(NZ)
Hobart	90M, 70M, 50M	30, 30, 30	122, 122, 122	AA(AUS)
Short Hobart	80M, 60M, 40M	30, 30, 30	122, 122, 122	AA(AUS)
Junior Hobart	70M, 50M, 30M	30, 30, 30	122, 122, 122	AA(AUS)
Holt	50M	90	122	AA(AUS)
Short Holt	40M	90	122	AA(AUS)
Junior Holt	30M	90	122	AA(AUS)
Horsham	40M, 35M, 30M, 25M	36, 36, 36, 36	122, 122, 80, 80	AA(AUS), ANZ(NZ)

Short Horsham	30M, 35M, 20M, 15M	36, 36, 36, 36	122, 122, 80, 80	AA(AUS)
Junior Horsham	20M, 15M, 10M, 5M	36, 36, 36, 36	122, 122, 80, 80	AA(AUS), ANZ(NZ)
Jersey	80Y, 60Y, 50Y, 40Y	36, 36, 36, 36	122, 122, 122, 122	AA(AUS)
Short Jersey	70Y, 60Y, 50Y, 40Y	36, 36, 36, 36	122, 122, 122, 122	AA(AUS)
Launceston	50M, 30M	36, 36	80, 80	AA(AUS)
Short Launceston	40M, 20M	36, 36	80, 80	AA(AUS)
Junior Launceston	30M, 10M	36, 36	80, 80	AA(AUS)
Lethbridge	80Y, 60Y, 40Y	36, 36, 36	122, 122, 122	AA(AUS)
Long Metric I	70M, 60M	36, 36	122, 122	GNAS(UK)
Long Metric II	60M, 50M	36, 36	122, 122	GNAS(UK)
Long Metric III	50M, 40M	36, 36	122, 122	GNAS(UK)
Long Metric IV	40M, 30M	36, 36	122, 122	GNAS(UK)
Long Metric V	30M, 20M	36, 36	122, 122	GNAS(UK)
Long Metric Gent	90M, 70M	36, 36	122, 122	GNAS(UK)
Long Metric Lady	70M, 60M	36, 36	122, 122	GNAS(UK)
Malayan	60Y, 50Y, 40Y	36, 30, 24	122, 122, 122	AA(AUS)
Melbourne	50M	90	122	AA(AUS)
Metric I	70M, 60M, 50M, 30M	36, 36, 36, 36	122, 122, 80, 80	GNAS(UK)
Metric II	60M, 50M, 40M, 30M	36, 36, 36, 36	122, 122, 80, 80	GNAS(UK)
Metric III	50M, 40M, 30M, 20M	36, 36, 36, 36	122, 122, 80, 80	GNAS(UK)
Metric IV	40M, 30M, 20M, 10M	36, 36, 36, 36	122, 122, 80, 80	GNAS(UK)
Metric V	30M, 20M, 15M, 10M	36, 36, 36, 36	122, 122, 80, 80	GNAS(UK)
Cadet Metric	45M, 35M, 25M, 15M	36, 36, 36, 36	122, 122, 80, 80	USA
Junior Metric	60M, 50M, 40M, 30M	36, 36, 36, 36	122, 122, 80, 80	USA
Interscholastic Metric	50M, 30M	36, 36	122, 80	USA
Metric Easton 600	60M, 50M, 40M	20, 20, 20	122, 122, 122	USA
Cadet Metric 900	50M, 40M, 30M	30, 30, 30	122, 122, 122	USA
Junior Metric 900	40M, 30M, 20M	30, 30, 30	122, 122, 122	USA
Metropolitan	100Y, 80Y, 60Y, 50Y, 40Y	30, 30, 30, 30, 30	122, 122, 122, 122, 122	AA(AUS)
Short Metropolitan	60Y, 50Y, 40Y, 30Y	30, 30, 30, 30	122, 122, 122, 122	AA(AUS)
Junior Metropolitan	50Y, 40Y, 30Y, 20Y	30, 30, 30, 30	122, 122, 122, 122	AA(AUS)
Int Metropolitan	80Y, 60Y, 50Y, 40Y, 30Y	30, 30, 30, 30, 30	122, 122, 122, 122, 122	AA(AUS)
Murrumbena	40Y	90	122	AA(AUS), ANZ(NZ)
National	60Y, 50Y	48, 24	122, 122	GNAS(UK), AA(AUS), ANZ(NZ)
New National	100Y, 80Y	48, 24	122, 122	GNAS(UK)
Long National	80Y, 60Y	48, 24	122, 122	GNAS(UK)
Short National	50Y, 40Y	48, 24	122, 122	GNAS(UK), ANZ(NZ)
Junior National	40Y, 30Y (50Y, 40Y)	48, 24	122, 122	GNAS(UK),

	AA(AUS)			AA(AUS)
Short Junior National	30Y, 20Y	48, 24	122, 122	GNAS(UK)
Newcastle	20M	90	122	AA(AUS)
Northern	40Y, 30Y, 20Y	30, 30, 30	122, 122, 122	AA(AUS)
Ohio	60Y	96	122	AA(AUS), ANZ(NZ)
Short Ohio	50Y	96	122	AA(AUS), ANZ(NZ)
Junior Ohio	40Y	96	122	AA(AUS)
Olympic	30Y	90	122	AA(AUS), ANZ(NZ)
Short Olympic	20Y	90	122	AA(AUS)
Olympic Individual Final	70M	36	122	FITA
Pacific	50Y	90	122	AA(AUS), ANZ(NZ)
Perth	70M, 60M, 50M	30, 30, 30	122, 122, 122	AA(AUS)
Philadelphia	100Y, 90Y, 80Y, 70Y, 60Y, 50Y, 40Y	30, 30, 30, 30, 30, 30, 30	122, 122, 122, 122, 122, 122, 122	AA(AUS)
Short Philadelphia	70Y, 60Y, 50Y, 40Y, 30Y	30, 30, 30, 30, 30	122, 122, 122, 122, 122	AA(AUS)
Junior Philadelphia	60Y, 50Y, 40Y, 30Y, 20Y	30, 30, 30, 30, 30	122, 122, 122, 122, 122	AA(AUS)
Short Metric I	50M, 30M	36, 36	80, 80	GNAS(UK)
Short Metric II	40M, 30M	36, 36	80, 80	GNAS(UK)
Short Metric III	30M, 20M	36, 36	80, 80	GNAS(UK)
Short Metric IV	20M, 10M	36, 36	80, 80	GNAS(UK)
Short Metric V	15M, 10M	36, 36	80, 80	GNAS(UK)
Sydney	70M, 60M, 50M, 40M	30, 30, 30, 30	122, 122, 122, 122	AA(AUS)
Long Sydney	90M, 70M, 60M, 50M	30, 30, 30, 30	122, 122, 122, 122	AA(AUS)
Short Sydney	60M, 50M, 40M, 30M	30, 30, 30, 30	122, 122, 122, 122	AA(AUS)
Junior Sydney	50M, 40M, 30M, 20M	30, 30, 30, 30	122, 122, 122, 122	AA(AUS)
Silver Fern	35M	90	60	ANZ(NZ)
Southern Cross	60Y	90	122	AA(AUS)
Springbok	80Y, 60Y, 50Y, 40Y	30, 30, 30, 30	122, 122, 122, 122	AA(AUS)
St. George	100Y, 80Y, 60Y	36, 36, 36	122, 122, 122	GNAS(UK), AA(AUS), ANZ(NZ)
St. Nicholas	40Y, 30Y	48, 36	122, 122	GNAS(UK), ANZ(NZ)
Townsville	70M, 60M	36, 36	122, 122	AA(AUS)
Short Townsville	60M, 50M	36, 36	122, 122	AA(AUS)
Junior Townsville	50M, 40M	36, 36	122, 122	AA(AUS)
Tropical	70Y	90	122	AA(AUS)
Short Tropical	60Y	90	122	AA(AUS)
Junior Tropical	50Y	90	122	AA(AUS)
United Bowmen	80Y	84	122	AA(AUS)
Warwick	60Y, 50Y	24, 24	122, 122	GNAS(UK)
New Warwick	100Y, 80Y	24, 24	122, 122	GNAS(UK)
Long Warwick	80Y, 60Y	24, 24	122, 122	GNAS(UK)
Short Warwick	50Y, 40Y	24, 24	122, 122	GNAS(UK)
Junior Warwick	40Y, 30Y	24, 24	122, 122	GNAS(UK)

Short Junior Warwick	30Y, 20Y	24, 24	122, 122	GNAS(UK)
Western	60Y, 50Y	48, 48	122, 122	GNAS(UK), AA(AUS), ANZ(NZ)
New Western	100Y, 80Y	48, 48	122, 122	GNAS(UK)
Long Western	80Y, 60Y	48, 48	122, 122	GNAS(UK), ANZ(NZ)
Short Western	50Y, 40Y	48, 48	122, 122	GNAS(UK)
Junior Western	40Y, 30Y	48, 48	122, 122	GNAS(UK)
Short Junior Western	30Y, 20Y	48, 48	122, 122	GNAS(UK)
Windsor	60Y, 50Y, 40Y	36, 36, 36	122, 122, 122	GNAS(UK), AA(AUS), ANZ(NZ)
Short Windsor	50Y, 40Y, 30Y	36, 36, 36	122, 122, 122	GNAS(UK)
Junior Windsor	40Y, 30Y, 20Y	36, 36, 36	122, 122, 122	GNAS(UK)
Wollongong	90M, 70M	36, 36	122, 122	AA(AUS)
York	100Y, 80Y, 60Y	72, 48, 24	122, 122, 122	GNAS(UK), AA(AUS), ANZ(NZ)
Short York	60Y, 50Y, 40Y	72, 48, 24	122, 122, 122	AA(AUS)

### ***Indoor***

Name	Distance	Number of arrows	Face Size	Organisations that use this round
18M FITA	18M	60	40	FITA
25M FITA	25M	60	40	FITA
Combined FITA	25M,18M	60,60	60,40	FITA
NAA 300	20Y	60	40	USA
Australia Indoor 1	18M	30	40	AA(AUS)
Australia Indoor 2	25M	30	60	AA(AUS)
Combined Australia Indoor 1 & 2	25M,18M	30,30	60,40	AA(AUS)
Blue Grass	20Y	90	60	AA(AUS)
Bray I	20Y	30	40	GNAS(UK)
Bray II	25Y	30	60	GNAS(UK)
Canadian 300	18M	30	40	FCA(CAN)
Chicago	20Y	96	40	NZ(NZ), AA(AUS), USA
Indoor	20Y	90	40	AA(AUS)
Portsmouth	20Y	60	60	GNAS(UK), ANZ(NZ)
Stafford	30M	72	80	GNAS(UK)
Worcester	20Y	60	40	GNAS(UK)
Vegas	18M	60	40	GNAS(UK)

### **Acknowledgments**

Many thanks to my testing team:

Adam Darbyshire  
Chris Plater  
Pete Samuels  
Alan Setchell  
Mal Thomas  
Alan Townsend

## **Disclaimer**

The software offered here comes AS IS. No warranties express or implied are given. They have been offered in good faith and any consequential damage due to their use is the sole responsibility of the user. Every file and program has been tested, but due to the many factors that can vary the software cannot be guaranteed to work on all systems and with all versions of Pocket PC.

All software is sold on the basis of try before you buy. If purchased you will receive your personal Registration Code, which you enter into your downloaded copy of the software. This will "unlock" the software so that the Demo Mode messages will no longer appear and the sight mark handling will be enabled.

We receive a LOT of requests for free copies of our software. We regret to say that due to bad experiences, and the sheer volume of requests, we DO NOT give away copies. We also DO NOT send Registration Codes until we receive payment. The time it will take for you to receive your Registration Code depends on the system of payment you use.